

Oracle FLEXCUBE Direct Banking

Corporate Foreign Exchange user Manual
Release 12.0.2.0.0

Part No. E50108-01

September 2013

ORACLE®

Corporate Foreign Exchange User Manual
September 2013

Oracle Financial Services Software Limited
Oracle Park
Off Western Express Highway
Goregaon (East)
Mumbai, Maharashtra 400 063
India

Worldwide Inquiries:

Phone: +91 22 6718 3000

Fax: +91 22 6718 3001

www.oracle.com/financialservices/

Copyright © 2008, 2013, Oracle and/or its affiliates. All rights reserved.

Oracle and Java are registered trademarks of Oracle and/or its affiliates. Other names may be trademarks of their respective owners.

U.S. GOVERNMENT END USERS: Oracle programs, including any operating system, integrated software, any programs installed on the hardware, and/or documentation, delivered to U.S. Government end users are "commercial computer software" pursuant to the applicable Federal Acquisition Regulation and agency-specific supplemental regulations. As such, use, duplication, disclosure, modification, and adaptation of the programs, including any operating system, integrated software, any programs installed on the hardware, and/or documentation, shall be subject to license terms and license restrictions applicable to the programs. No other rights are granted to the U.S. Government.

This software or hardware is developed for general use in a variety of information management applications. It is not developed or intended for use in any inherently dangerous applications, including applications that may create a risk of personal injury. If you use this software or hardware in dangerous applications, then you shall be responsible to take all appropriate failsafe, backup, redundancy, and other measures to ensure its safe use. Oracle Corporation and its affiliates disclaim any liability for any damages caused by use of this software or hardware in dangerous applications.

This software and related documentation are provided under a license agreement containing restrictions on use and disclosure and are protected by intellectual property laws. Except as expressly permitted in your license agreement or allowed by law, you may not use, copy, reproduce, translate, broadcast, modify, license, transmit, distribute, exhibit, perform, publish or display any part, in any form, or by any means. Reverse engineering, disassembly, or decompilation of this software, unless required by law for interoperability, is prohibited.

The information contained herein is subject to change without notice and is not warranted to be error-free. If you find any errors, please report them to us in writing.

This software or hardware and documentation may provide access to or information on content, products and services from third parties. Oracle Corporation and its affiliates are not responsible for and expressly disclaim all warranties of any kind with respect to third-party content, products, and services. Oracle Corporation and its affiliates will not be responsible for any loss, costs, or damages incurred due to your access to or use of third-party content, products, or services.

Table of Contents

1. Preface	v
1.1. Intended Audience	v
1.2. Documentation Accessibility	v
1.3. Access to OFSS Support	v
1.4. Structure	v
1.5. Related Information Sources	vi
2. Transaction Host Integration Matrix	3
3. Introduction	4
4. Initiate Deal	5
5. View Deal Details.....	8
6. Authorize a Deal	13
7. Usage of Deals in Cross Currency Transactions	17
7.1. Prebooked.....	19
7.2. Bank Rate	23

1. Preface

1.1. Intended Audience

This document is intended for the following audience:

- Customers
- Partners

1.2. Documentation Accessibility

For information about Oracle's commitment to accessibility, visit the Oracle Accessibility Program website at <http://www.oracle.com/pls/topic/lookup?ctx=acc&id=docacc>.

1.3. Access to OFSS Support

<https://flexsupp.oracle.com/>

1.4. Structure

This manual is organized into the following categories:

Preface gives information on the intended audience. It also describes the overall structure of the User Manual

Transaction Host Integration Matrix provides information on host integration requirements for the transactions covered in the User Manual.

Introduction provides brief information on the overall functionality covered in the User Manual

Chapters post Introduction are dedicated to individual transactions and its details, covered in the User Manual

1.5. Related Information Sources

For more information on Oracle FLEXCUBE Direct Banking Release 12.0.2.0.0, refer to the following documents:

- Oracle FLEXCUBE Direct Banking Licensing Guide
- Oracle FLEXCUBE Direct Banking Installation Manuals

2. Transaction Host Integration Matrix

Legends

NH	No Host Interface Required.
★	Host Interface to be developed separately.
✓	Pre integrated Host interface available.
×	Pre integrated Host interface not available.
SR	Service Requests

Transaction Name	FLEXCUBE UBS	Third Party Host System
Initiate Deal Booking	✓	★
View deals	✓	★
Deals in Cross Currency Transactions	✓	★

3. Introduction

This transaction enables you to spot or forward cross currency deal. You can initiate ,View and authorize deal.

4. Initiate Deal

Using this option you can book Spot / Forward FOREX deal.

Initiate Deal

The screenshot shows the 'Initiate Deal' form in the Oracle Flexcube Direct Banking interface. The form is titled 'Initiate Deal' and includes a 'Type Of Deal' section with radio buttons for 'Spot Deals' (selected) and 'Forward Deals'. Below this is a 'Deal Details' section with a 'Deal Date' field set to '12-06-2013'. The 'Currency Combination' is set to 'GBP-USD'. The 'Buy Amount' is 'GBP' and the 'Sell Amount' is 'USD'. The 'Settlement Details' section shows 'Settlement Branch' as 'PL1 (Bank Future Branch PL1)'. The form has a 'View Limits' button and an 'Initiate' button. The Oracle logo is visible in the top left corner, and the user's name 'JAYAK P' is in the top right corner.

Field Description

Field Name	Description
Type Of Deal	
Deal Type	[Mandatory, Radio Button] Select the deal type from the dropdown list. The option are as follows; <ul style="list-style-type: none">Spot DealsForward Deals

Field Name	Description
Specify Date	[Conditional, Drop-Down] Select the specific duration of the date from the drop-down list. This field is enabled if the Spot Deals radio button is selected from the Deal Type option.
Deal Date	[Display] This field displays the deal date.
Deal Details	
Currency Combination	[Mandatory, Drop-Down] Select the currency combination from the drop-down list.
Buy Amount	[Optional, Numeric, 13,Two] Type the amount which is to be brought.
Sell Amount	[Optional, Numeric, 13,Two] Type the amount which is to be sold.
Settlement Details	
Settlement Branch	[Mandatory, Drop-Down] Select the settlement Branch from the drop-down list.

1. Select the *deal type*.
2. Enter the relevant information.
3. Click the **View Limits** button. The system displays *View Utilized Limits* screen.
OR
Click the **Initiate** button. The system displays the *Initiate deal – Verify* Screen.

Initiate Deal - Verify

4. Click the **Back** button to return to the previous screen.
OR
Click the **Book Deal** button. The system displays the *Deal Booking* screen.

Book Deal

In case of auto authorization transactions system will ask to book the deal with treasury system.

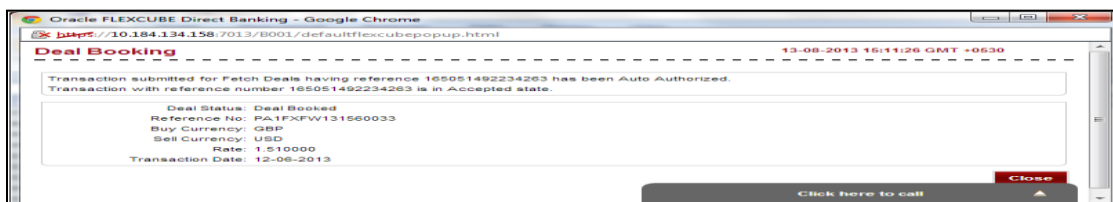
The timer will run depending on the currency pair setting.

Initiate Deal



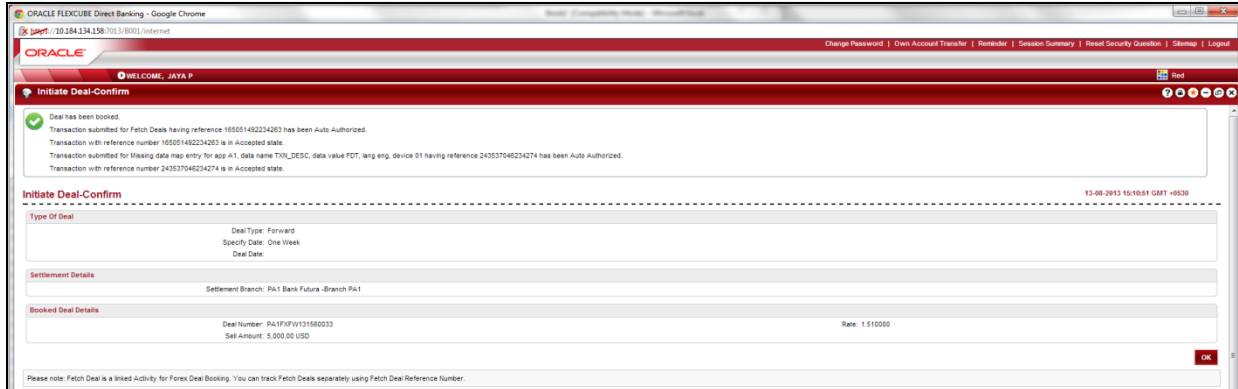
5. Click the **Accept** button to accept the rate within the time allocated. The system displays the *Deal Booking Confirm* screen.
OR
Click the **Reject** button to reject the rate.
OR
Click the **Get Rate** button to get the rate again.

Deal Booking Confirm



6. Click the **Close** button. The system displays the *Initiate Deal – Confirm* screen.

Initiate Deal - Confirm



5. View Deal Details

Using this option you can view the deals which are booked. This option displays the status of the deal, data of the utilized amount and the remaining amount from the deal for use in future and the value date of the deals.

To view Deal Details :

1. Navigate through Payments > Forex Deals > View Deal Details. The system displays *View Deal Details* screen.

View Deal Details

Field Description

Field Name	Description
Customer ID	[Optional, Drop-Down] Select the Customer id to search the Deal details from the dropdown list.
Buy Currency	[Optional, Drop-Down] Select the Buy Currency of the deal from the dropdown list.
Sell Currency	[Optional, Drop-Down] Select the Sell Currency of the deal from the dropdown list..
Deal Booking Date	[Optional, Pick list] Select the deal booking date from the date pick list
Deal Number	[Optional, Numeric,35] Type the deal Number to search the deal.
Deal Type	[Optional, Drop-Down] Select the deal type to search the deal from the dropdown list.

Field Name	Description
------------	-------------

- Enter the required search criteria.
- Click the **Submit** button. The system displays the View Deal details screen.

View Deal Details

View Deal Details

30-08-2013 17:28:38 GMT +0530

Customer Id: All

Buy Currency: Select

Deal Booking Date:

Deal Type: Select

Sell Currency: Select

Deal Number:

Value Date:

Search

Records 1 to 10 of 53

Page 1 of 6


Currency Combination	Customer Id	Deal Type	Deal Number	Deal Booking Date	Deal Value Date	Deal Buy Amount	Deal Sell Amount	Utilized Buy Amount	Utilized Sell Amount	Available Buy Amount	Available Sell Amount
USD-GBP	PA1006468	Forward	PA1FXFW131560031	05-06-2013		USD 15,000.00	GBP 10,204.08	USD 120.00	GBP 81.63	USD 14,880.00	GBP 10,122
GBP-JSD	PA1006468	Forward	PA1FXFW131560011	05-06-2013		GBP 5,000.00	USD 7,350.00	GBP 0.00	USD 3,948.64	GBP 5,000.00	USD 3,401
USD-GBP	PA1006468	Forward	PA1FXFW131540068	03-06-2013		USD 20,000.00	GBP 13,605.44	USD 3,286.00	GBP 2,235.37	USD 16,714.00	GBP 11,370
GBP-JSD	PA1006468	Forward	PA1FXFW131540052	03-06-2013	03-06-2014	GBP 92.11	USD 140.00	GBP 0.00	USD 0.00	GBP 92.11	USD 140
GBP-JSD	PA1006468	Forward	PA1FXFW131540067	03-06-2013		GBP 8,932.51	USD 13,500.00	GBP 0.00	USD 0.00	GBP 8,932.51	USD 13,500
USD-GBP	PA1006468	Forward	PA1FXFW131540141	03-06-2013		USD 20,000.00	GBP 13,605.44	USD 19,722.00	GBP 13,605.44	USD 278.00	GBP 0
USD-GBP	PA1006468	Forward	PA1FXFW131540142	03-06-2013		USD 5,000.00	GBP 3,401.36	USD 0.00	GBP 3,401.36	USD 5,000.00	GBP 0
USD-GBP	PA1006468	Forward	PA1FXFW131560006	05-06-2013		USD 20,000.00	GBP 13,605.44	USD 0.00	GBP 0.00	USD 20,000.00	GBP 13,605
USD-GBP	PA1006468	Forward	PA1FXFW131560001	05-06-2013		USD 20,000.00	GBP 13,605.44	USD 132.00	GBP 89.79	USD 19,868.00	GBP 13,515
USD-GBP	PA1006468	Forward	PA1FXFW131560004	05-06-2013		USD 20,000.00	GBP 13,605.44	USD 20,000.00	GBP 13,605.44	USD 0.00	GBP 0

Field Description


Field Name	Description
------------	-------------

Currency Combination	[Display] This field displays the buy-sell currency combination of the deal.
Customer Id	[Display] This field displays the customer id for which the deal has been booked.
Deal type	[Display] This field displays the type of the deal.
Deal Number	[Display] This field displays the deal number for reference.
Deal Booking Date	[Display] This field displays the booking date of the deal.
Status	[Display] This field displays the utilization status of the deal.

Field Name	Description
Deal Valid Up to	[Display] This field displays the date up to which the deal is valid.
Deal Value Date	[Display] This field displays the value date of the deal.
Deal Buy Amount	[Display] This field displays the buy amount and currency in the deal.
Deal Sell Amount	[Display] This field displays the sell amount and currency in the deal.
Utilized Buy Amount	[Display] This field displays the utilized buy amount and currency in the deal.
Utilized Sell Amount	[Display] This field displays the utilized sell amount and currency in the deal.
Available Buy Amount	[Display] This field displays the remaining buy amount and currency in the deal.
Available Sell Amount	[Display] This field displays the remaining sell amount and currency in the deal.
Deal Valid From	[Display] This fields displays the date from which the deal has been valid.
Deal Valid Upto	[Display] This field displays the date upto which deal shall remain valid.

4. Click the **Download**  button to download the complete details. The system displays the *Outward Guarantee Amendment* dialog screen.


OR

Click the **Reorder** button  to reorder the columns or select the columns that appear in the list.

OR

Click the **Print** button  to print the data.

OR

Click on **Edit** button  column to edit the number of columns.

[View Deal Details - Download](#)

View Deal Details

23-08-2010 01:16:32 GMT -1000

Download Type

Page Layout

File Format

PDF

>>

<<

Currency Combination

Customer Id

Deal Type

Deal Number

Deal Booking Date

Status

Deal Valid Upto

Download


Close

Field Description

Field Name	Description
Download Type	[Mandatory, Drop-Down] Select the report type from the drop-down list. The options are as follows: <ul style="list-style-type: none"> Page Layout
File Format	[Mandatory, Drop-Down] Select the appropriate type of file format from the drop-down list. The options are as follows <ul style="list-style-type: none"> PDF XLS HTML RTF

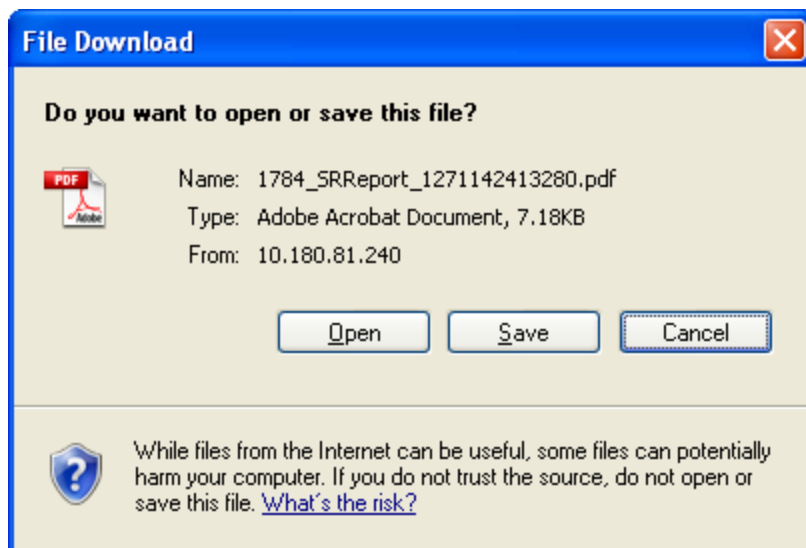
5. Select the *download type* and file format from the drop-down list.

6. Click the  button to exclude the options for downloading.

7. Click the  button to include the options for downloading.

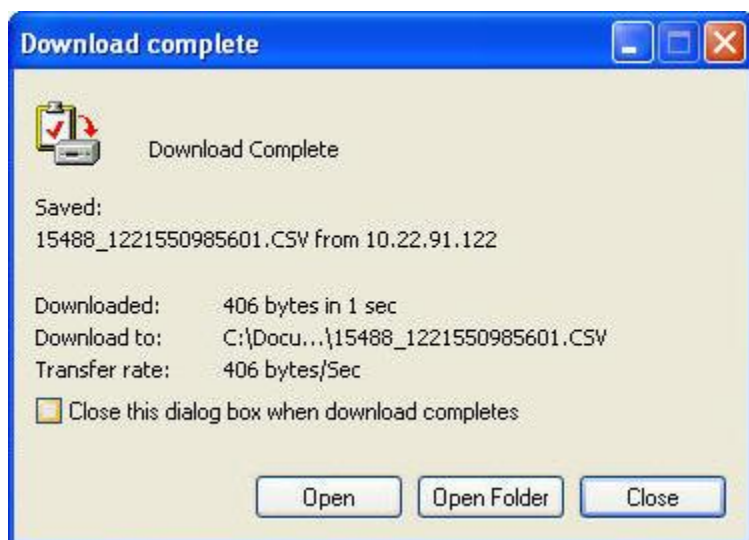
8. Click the **Download** button. The system displays the *File Download* dialog box.

File Download



9. Click the **Open** button to open the file.
OR
Click the **Save** to download and save. The system will save the file at the specified location.

Download Complete



10. Click the **Open** button to open the file.
OR
Click the **Open Folder** button to open the folder in which the file is saved
OR
Click the **Close** button to close.

6. Authorize a Deal

To authorize a deal,

1. Navigate to *Transaction Activities* → *Transactions*.
2. Click on **Transactions To Authorize**
3. Click on the **Status** of the Transaction type to be authorized.
You will reach the *Search Authorization Transactions* page.
4. Click on the **EBanking Reference No** of the transaction that is to be authorized.
You will reach the View Pending Authorization Transaction screen.

Authorize a Deal

View Pending Authorization Transaction
14-08-2013 19:04:01 GMT +0530

View Pending Authorization Transaction

Reference Number	Transaction Type	Created On	Updated By	Updated On	Status	Version	Value Date	Host Reference Number
416792875060223	Forex Deal Booking	16-07-2013 18:12:53	JAYACORP3	16-07-2013 18:12:53	Initiated [1]	1	10-06-2013	

Type Of Deal

Deal Type: Forward
Specify Date: One Week
Deal Date:

Deal Details

Buy Amount: 1,100.00 GBP
Indicative Bank Rate: 1.47 [on 16-07-2013 06:12:44]
Sell Amount: 1,617.00 USD

Settlement Details

Settlement Branch: PA1 Bank Futura -Branch PA1

Note:

Audit Detail

Authorizer/s	Authorized On	Status	Value Date	Amount Note
JAYACORP3	16-07-2013 18:12:53	Initiated [1]	10-Jun-2013	GBP 1,100.00

Back Authorize Reject Send To Modify

Note : In case of modification,notes will be ignored.

Column Description

Field Name	Description
Type Of Deal	
Deal Type	[Display] Displays the type of the deal
Specify Date	[Display] Specifies the Date of the Deal
Deal Date	[Display] Displays the Date of the Deal, if any.
Deal Details	
Buy Amount	[Display] Displays the Buy Amount along with the currency.
Sell Amount	[Display] Displays the Sell Amount along with the currency.
Indicative Bank Rate	[Display] Displays the Indicative Bank Rate as of the Deal Date and Time.
Settlement Details	
Settlement Branch	[Display] Displays the Settlement Branch for the deal.
Note	[Display] 11. Displays the Note, if any.
Audit Detail	
Authorizer	[Display] Displays the name of the Authorizer

Authorized On	[Display] Displays the Date and Time when the deal was authorized
Status	[Display] Displays the Status of the deal
Value Date	[Display] Displays the Bank Date for the deal
Amount	[Display] Displays the Buy Amount with the currency
Note	[Display] Displays the Note, if any

5. Click on **Authorize**.

You will reach the **Transactions For Authorization - Verify** Screen.

6. Click on **Authorize**.

The transaction will be authorized.

To view thw Authorized deal,

1. Navigate to *Transaction Activities* → *Transactions*.

2. Click on the *Status* of the deal which is authorized.

You will reach the **Search Initiated Transactions** screen.

3. Click on the *EBanking Reference No* of the authorized transaction.

You will reach the View Initiated Transactions screen with the Booked Deal Details

View Initiated Transactions

16-08-2013 11:58:15 GMT +0530

Reference Number	Transaction Type	Created On	Updated By	Updated On	Status	Version	Value Date	Host Reference Number
156270395235173	Forex Deal Booking	13-08-2013 16:18:22	JAYACORP1	13-08-2013 16:18:22	Accepted [5]	1	05-06-2013	

Type Of Deal

Deal Type: Spot
Deal Date: 05-06-2013

Settlement Details

Settlement Branch: PA1 Bank Futura -Branch PA1

Booked Deal Details

Deal Number: PA1FSB3131560008
Sell Amount: 10,000.00

Rate: 1.510000

Note:

Column Description

Field Name	Description
Type Of Deal	
Deal Type	[Display] Displays the type of the deal
Deal Date	[Display]

	Displays the Date of the Deal, if any.
Settlement Details	
Settlement Branch	[Display]
	Displays the Settlement Branch for the deal.
Booked Deal Details	
Deal Number	[Display]
	Displays the Deal Number
Rate	[Display]
	Displays the Rate of the Deal
Sell Amount	[Display]
	Displays the Sell Amount of the Deal
Note	[Display]
	Displays the Note, if any.

7. Usage of Deals in Cross Currency Transactions

Using this option you can use FOREX deals in cross currency transfer in some payments types. Depending on the flag set at customer profile application will display deal selection options to you.

Deal Options

Deal Details

☐ Pre Booked

☐ Bank

Total

Go

Field Description

Field Name	Description
------------	-------------

Deal Details

Deal Types	<p>[Conditional, Radio Button]</p> <p>Select the deal type Radio Button to be used in the payment.</p> <p>The option are as follows;</p> <ul style="list-style-type: none">• Pre Booked• Bank
------------	---

Field Name	Description
------------	-------------

Pre Booked	[Conditional, Display]
-------------------	------------------------

This field displays the Transfer Amount to be converted using Pre Booked Deals.

This Field is enabled only if Online Deal type is selected

Bank	[Conditional, Display]
-------------	------------------------

This field displays the transfer amount to be converted using Bank Rate

This field is enabled only if Bank Deal type is selected

Total	[Display]
--------------	-----------

Display the total amount to be converted.

1. Select the *deal type*.
2. On selecting the deal type as *Online* or *Bank* the transaction can be continued on the same screen.

7.1. Prebooked

1. On selecting the *Deal type* as **Prebooked**, click the **Go** button. The system displays the *Prebooked Details* screen.

Pre booked Details

Prebooked Details						23-08-2010 01:29:06 GMT -1000	
Available Prebooked 0.60 Amount:							
	Contract Number	Deal Type	Buy Amount	Sell Amount	Rate	Amount to be Used	Currency
<input type="radio"/>	333FXSP080040002	FORWARD	0.61 GBP	1.00 USD	1.646300	<input type="text"/>	GBP
							<input type="button" value="Cancel"/> <input type="button" value="Submit"/>

Field Description

Field Name	Description
------------	-------------

Available Pre booked Amount	[Display] This field displays the available pre booked amount.
------------------------------------	---

Forward Deals

Deal Number	[Optional , Radio button] Select the deal number Radio button from the deal number column which is to be utilized as a pre booked deal.
--------------------	---

Deal Type	[Display] This column displays the type of the deal as S for spot and F for forward deal.
------------------	--

Contract Number	[Display] This column displays the contract number of the deal.
------------------------	--

Outstanding Buy amount	[Display] This column displays the outstanding buy amount from the deal and currency of the buy amount.
-------------------------------	--

Outstanding Sell amount	[Display] This column displays the outstanding sell amount from the deal and currency of the sell amount.
--------------------------------	--

Rate	[Display] This column displays the rate of currency with respect to the base currency
-------------	--

Valid Upto	[Display] This column displays the validity of the deal booked for utilization.
-------------------	--

Field Name	Description
------------	-------------

Amount to be used	[Conditional, Numeric, 13,Two Type the amount that is to be utilized from the available amount from the pre booked deal
--------------------------	--

Currency	[Display] This field displays the currency in which the amount is available for utilization.
-----------------	---

- Click the **Submit** button. The system displays the payments screen for which the deal will be utilized.
OR
Click the **Cancel** button to Cancel the deal booking.

Payments Screen

Internal Transfer

23-08-2010 01:37:05 GMT -1000

Payment To

Existing Template ☐

Make New Payment ☒

User Reference :

Source Account*: 333000028 33300002811 ACC LTD USD 1,231.02 1,231.02 USD

Beneficiary Details

Beneficiary Account*: 33300002809

Beneficiary Branch*: 333 (BANK FUTURA -QT-333)

Beneficiary Email:

Payment Details

Transfer Amount*: 0.60 GBP

Transfer Currency*: POUND STERLING

Pay now ☒ 23-08-2010

Pay later ☐

Setup Standing Instruction ☐

Deal Details

Prebooked ☒ 0.60 60

Online ☐

Bank ☐

Total 0.60

Other Details

Narrative:

Template Access Type: Select

View Limits

Save as Template

Save as Draft

Initiate

Save and Submit

* Indicates mandatory fields.** Indicates mandatory if particular option is enabled.-- The actual Debit Amount for Future Dated Cross Currency Transfers may differ based on the prevailing exchange rate on the value date.

- Click the **Initiate** button the system displays the *Respective Payment's Verify* screen.

Payments Screen - Verify

Internal Transfer - Verify		23-08-2010 01:29:54 GMT -1000
User Reference : Source Account: 33300002811 333 333000028		
Beneficiary Details Beneficiary Account: 33300002809 Beneficiary Branch: 333 (BANK FUTURA -QT-333) Beneficiary Email:		
Payment Details Transfer Amount: 0.60 GBP Transfer Currency: POUND STERLING Pay now : 23-08-2010		
Deal Details Prebooked 0.60 GBP Online Bank Total 0.60 GBP		
Other Details Narrative: Template Access Type: Not Applicable		
		Change Confirm
-- The actual Debit Amount for Future Dated Cross Currency Transfers may differ based on the prevailing exchange rate on the value date.		

- Click the **Confirm** button. The system displays the **Payments Confirm** screen with *Payment Rate* details.

Payments Screen - Confirm



Funds Transfer successful

Transaction submitted for Internal Account Transfer having reference 600623009176903 has been Auto Authorized .

Internal Transfer - Confirm

23-08-2010 01:29:54 GMT -1000

Host Reference Number: 0FCFINT001860025

User Reference :

Source Account: 33300002811 333 333000028

Beneficiary Details

Beneficiary Account: 33300002809

Beneficiary Branch: 333 (BANK FUTURA -QT-333)

Beneficiary Email:

Payment Details

Transfer Amount: 0.60 GBP

Transfer Currency: POUND STERLING

Pay now : 23-08-2010

Deal Details

Prebooked 0.60 GBP

Online

Bank

Total 0.60 GBP

Other Details

Narrative:

Template Access Type: Not Applicable

Payment Rate Details

	Sr No	Deal Number	Currency Pair	Buy Amount	Sell Amount	Rate	Deal Value Date
Prebooked Deals	1	333FXSP080040002	USD / GBP	0.60 GBP	0.36 USD	1.646300	04-01-2008
Total Amount / Average Rate				0.60 GBP	0.36 USD	1.646300	
Total Payment Amount / Weighted Average Rate				0.60 GBP	0.36 USD	1.646300	

OK

-- The actual Debit Amount for Future Dated Cross Currency Transfers may differ based on the prevailing exchange rate on the value date.

- Click the **OK** button. The system displays the respective payment's initiate screen.

7.2. Bank Rate

1. On selecting the **Bank Rate** Radio button and initiating the payments transaction. The system calculated the details as per the bank mid rate.
2. Enter the respective details in the remaining fields.

Payments – Initiate

The screenshot shows the 'Own Account Transfer' form. The form is divided into several sections: 'Payment To', 'Beneficiary Details', 'Payment Details', and 'Other Details'. The 'Payment To' section includes fields for 'Existing Template', 'Make New Payment', 'User Reference', and 'Source Account'. The 'Beneficiary Details' section includes a 'Destination Account' field. The 'Payment Details' section includes a 'Transfer Amount' field, 'Pay Now', 'Pay later', and 'Setup Standing Instruction' options. The 'Other Details' section includes a 'Narrative' field and a 'Template Access Type' dropdown. A 'Deal Details' table is also present, showing 'Prebooked', 'Online', 'Bank', and 'Total' amounts. At the bottom right, there are buttons for 'View Limits', 'Save as Template', 'Save as Draft', 'Initiate', and 'Save and Submit'.

Deal Details	
Prebooked	
Online	
Bank	1000.00
Total	1000.00

3. Click the **Initiate** button to initiate the payment. The Own Account transfer – Verify page is displayed.

Payments Verify

The screenshot shows the 'Own Account Transfer - Verify' form. The form is divided into several sections: 'Payment To', 'Beneficiary Details', 'Payment Details', and 'Other Details'. The 'Payment To' section includes fields for 'User Reference', 'Source Account', and 'Destination Account'. The 'Beneficiary Details' section includes a 'Destination Account' field. The 'Payment Details' section includes a 'Transfer Amount' field, 'Pay Now', and 'Pay later' options. The 'Other Details' section includes a 'Narrative' field and a 'Template Access Type' dropdown. A 'Deal Details' table is also present, showing 'Prebooked', 'Online', 'Bank', and 'Total' amounts. At the bottom right, there are buttons for 'Change' and 'Confirm'.

Deal Details	
Prebooked	
Online	
Bank	1000.00 GBP
Total	1000.00 GBP

4. Click the **Confirm** button. The system displays the **Payments Confirm** screen.
OR
Click the **Change** button to edit the input details for payments.

Payments - confirm

Own Account Transfer - Confirm

Your request has been completed successfully.
Transaction submitted for Own Account Transfer having reference 32996808056132 has been Auto Authorized.

30-06-2013 18:01:48 GMT +0530

Own Account Transfer - Confirm

Host Reference Number: RROAT031111111FT

User Reference :
Source Account: cust2casa1 000 000000002

Beneficiary Details
Destination Account: cust2casa2 000 000000002

Payment Details
Transfer Amount: 1,000.00 GBP
Pay Now: 31-01-2012

Deal Details
Prebooked
Online
Bank 1000.00 GBP
Total 1000.00 GBP

Other Details
Narrative:
Template Access Type:

Payment Rate Details

	Sr No	Deal Number	Currency Pair	Buy Amount	Sell Amount	Rate Deal Value Date
Bank Rate	1		USD / GBP	1,000.00 GBP	0.00 USD	12.882600 31-01-2012
Total Amount / Average Rate				1,000.00 GBP	0.00 USD	12.882600
Total Payment Amount / Weighted Average Rate				1,000.00 GBP	0.00 USD	12.882600

OK

- Click the **OK** button to go back to *Transfer and Payments* main screen.